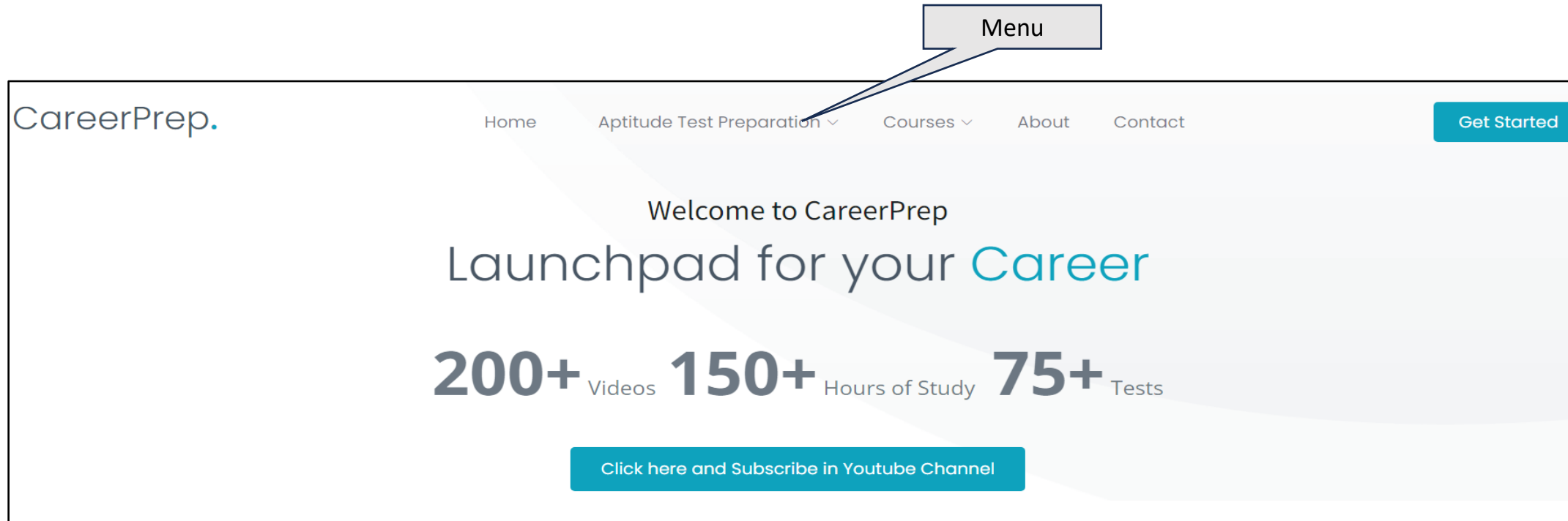


# Website



<https://careerprepindia.com>

# Website - Menu

The image shows a screenshot of the CareerPrep website's navigation menu. The menu is open, displaying several options. Three callout boxes are present: 'Courses' points to the 'Courses' link in the top navigation bar; 'Mock Tests' points to the 'Mock Tests' link in the dropdown menu; and 'Video Lessons' points to the 'Mock Tests' link in the dropdown menu. The website header includes 'CareerPrep.', 'Home', 'Courses', 'About', and 'Contact'. A 'Get Started' button is in the top right. The main content area features the text 'Launched', '200+ Videos', '150+ Hours of Study', and '75+ Tests'. A teal button at the bottom says 'Click here and Subscribe in Youtube Channel'.

CareerPrep.

Home Courses About Contact

Get Started

Aptitude Test Preparation ▾

Mock Tests (Combined) ▾

Logical Reasoning ▾

Quantitative Aptitude ▾

Verbal Ability ▾

Interview ▾

Courses ▾

Mock Tests

Topics

Launched

200+ Videos 150+ Hours of Study 75+ Tests

Click here and Subscribe in Youtube Channel

# Video Lessons

# Video Lessons – How to Access?

List of all Topics for which videos available

The screenshot shows the CareerPrep website's 'Quantitative Aptitude Topics' page. The page features a navigation bar with 'Home', 'Aptitude Test Preparation', 'About', and 'Contact' links, and a 'Get Started' button. Below the navigation bar, the page title 'Quantitative Aptitude Topics' is displayed, along with a breadcrumb trail 'Home / Quantitative Aptitude Topics'. A descriptive paragraph explains that the page lists all videos on Quantitative Aptitude topics, covering both Concepts and Solved Examples, and that the videos are subdivided for easy comprehension. The main content is a grid of 22 topics, each with a 'View Topic' button. The topics are arranged in a grid that is 6 rows high and 4 columns wide, with the last row containing only two topics.

Quantitative Aptitude Topics (Total Available Topics: 22)			
Number System <a href="#">View Topic</a>	Indices and Surds <a href="#">View Topic</a>	Number Series <a href="#">View Topic</a>	Misc <a href="#">View Topic</a>
HCF and LCM <a href="#">View Topic</a>	Fractions and Decimals <a href="#">View Topic</a>	Simplification <a href="#">View Topic</a>	Percentage <a href="#">View Topic</a>
Average <a href="#">View Topic</a>	Ratio and Proportion <a href="#">View Topic</a>	Partnership <a href="#">View Topic</a>	Ages <a href="#">View Topic</a>
Speed, Time and Distance <a href="#">View Topic</a>	Trains <a href="#">View Topic</a>	Boats and Streams <a href="#">View Topic</a>	Races <a href="#">View Topic</a>
Data Interpretation <a href="#">View Topic</a>	Time and Work <a href="#">View Topic</a>	Profit, Loss and Discount <a href="#">View Topic</a>	Pipes and Cisterns <a href="#">View Topic</a>
Permutation and Combination <a href="#">View Topic</a>	Simple Interest <a href="#">View Topic</a>		

# List of videos under topics

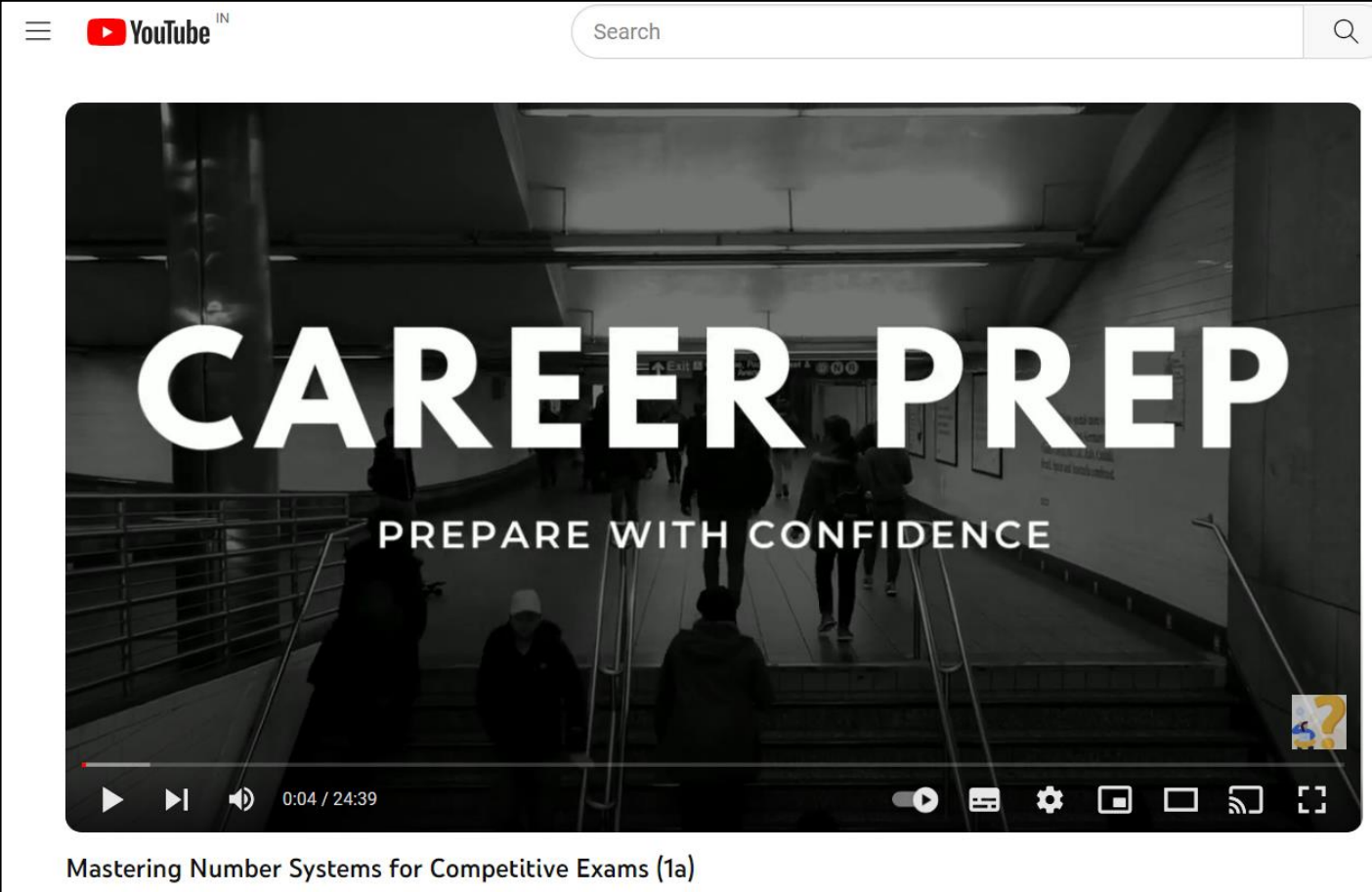
List of all videos available under each topic

The screenshot displays a website interface for 'Number System' videos. At the top, there is a navigation bar with 'Home', 'Aptitude Test Preparation', 'About', and 'Contact' links, along with a 'Get Started' button. Below the navigation, a header indicates the topic: 'Topic: Number System (Total Available Videos: 14 Duration: 6:14:58)'. The main content area is a grid of 14 video cards, each with a title, duration, and a 'View Video' button. The cards are arranged in four rows: the first three rows have four cards each, and the fourth row has two cards. Each card features a thumbnail image of a notebook and a pen.

Video Title	Duration
Number System	24:39
Consecutive Numbers	33:55
Sum of Consecutive Numbers	29:58
Divisibility Rules	42:26
Divisibility Solved Problems	29:30
Number Completely Divisible by Another Number	28:42
Exactly Divisible N Digit Number	11:09
Successive Division	18:35
Squares and Cubes	45:24
Shortcut Methods to Find Squares of Numbers	24:15
Shortcut Method to Find Square Root of Numbers	27:40
Shortcut Method to Find Cubes of Numbers 1-99	31:56
Shortcut Method to Find Cube Root of Numbers	14:00
Shortcut Method to find Square Root of Non-Perfect Squares	12:49

# Video Lessons – How to View?

Videos  
playing in  
YouTube



The image shows a screenshot of a YouTube video player. At the top left, there is a menu icon and the YouTube logo. A search bar is located at the top right. The video content features a dark, grainy background of a subway station with people walking on stairs. Large white text in the center reads "CAREER PREP" and "PREPARE WITH CONFIDENCE". Below the video, there is a progress bar showing "0:04 / 24:39" and various control icons like play, volume, and settings. At the bottom, the video title "Mastering Number Systems for Competitive Exams (1a)" is displayed.

# Video Lessons – List of Topics

- 30+ topics (QA + LR)
- 250+ videos
- Total time approx. 120 Hrs

# Mock Tests and Courses



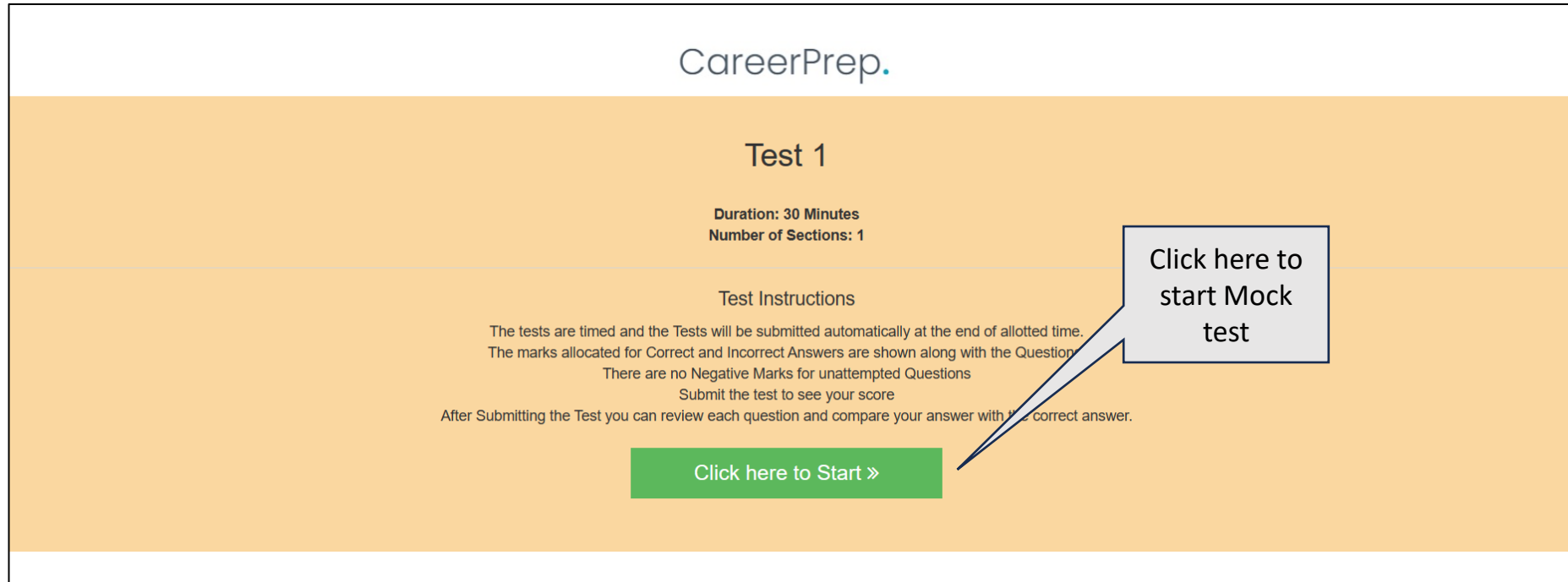
# Mock Tests – How to Access

List of all  
Mock Tests  
available

The screenshot displays the CareerPrep website interface for Logical Reasoning Mock Tests. At the top, the navigation bar includes 'Home', 'Aptitude Test Preparation', 'About', and 'Contact', along with a 'Get Started' button. The main heading is 'Logical Reasoning Mock Tests', with a breadcrumb trail 'Home / Logical Reasoning Mock Tests'. A descriptive paragraph explains that the section lists mock or practice tests covering various topics like Alphabets, Coding, and Decoding, with 40 questions and a 30-minute duration. Below this, a blue header indicates 'Logical Reasoning Mock Tests Mock tests (Total Available Tests: 20)'. The main content area features a grid of eight test cards, each with a 'Start Test' button.

Logical Reasoning Mock Tests Mock tests (Total Available Tests: 20)			
<b>Logical Reasoning - Test 1</b> Questions: 40 Duration: 30 Minutes <a href="#">Start Test</a>	<b>Logical Reasoning - Test 2</b> Questions: 40 Duration: 30 Minutes <a href="#">Start Test</a>	<b>Logical Reasoning - Test 3</b> Questions: 40 Duration: 30 Minutes <a href="#">Start Test</a>	<b>Logical Reasoning - Test 4</b> Questions: 40 Duration: 30 Minutes <a href="#">Start Test</a>
<b>Logical Reasoning - Test 5</b> Questions: 40 Duration: 30 Minutes <a href="#">Start Test</a>	<b>Logical Reasoning - Test 6</b> Questions: 40 Duration: 30 Minutes <a href="#">Start Test</a>	<b>Logical Reasoning - Test 7</b> Questions: 40 Duration: 30 Minutes <a href="#">Start Test</a>	<b>Logical Reasoning - Test 8</b> Questions: 40 Duration: 30 Minutes <a href="#">Start Test</a>

# Mock Tests – Start Page



The screenshot shows the start page for a mock test on the CareerPrep website. The page has a white header with the 'CareerPrep.' logo. Below the header is a large orange section containing the test details and instructions. At the bottom of the orange section is a green button with the text 'Click here to Start »'. A callout box with a blue arrow points to this button, containing the text 'Click here to start Mock test'.

CareerPrep.

## Test 1

**Duration: 30 Minutes**  
**Number of Sections: 1**

---

### Test Instructions

The tests are timed and the Tests will be submitted automatically at the end of allotted time.  
The marks allocated for Correct and Incorrect Answers are shown along with the Question  
There are no Negative Marks for unattempted Questions  
Submit the test to see your score  
After Submitting the Test you can review each question and compare your answer with the correct answer.

[Click here to Start »](#)

Click here to start Mock test

# Mock Tests – Question Page

The screenshot shows a mock test interface for CareerPrep. The page is titled 'Test 1' and is page 1 of 40. It features a left sidebar with sections, a main question area, and a right sidebar with a timer and a page navigation grid. Callouts identify key UI elements: 1. Title, 2. Section, 3. Question Text and Marks, 4. Answer Options, 5. Action Buttons, 6. Timer, and 7. Navigation.

**1. Title**: Test 1

**2. Section**: Logical Reasoning - 1 (Pages: 1 to 40)

**3. Question Text and Marks**: Question (Correct Answer :1 Marks Wrong Answer: -0.25 Marks)  
'Pen' is to 'Write' in the same way as 'Car' is to

**4. Answer Options**:  
1.  Drive  
2.  Park  
3.  Vehicle  
4.  Fuel  
5.  Sit

**5. Action Buttons**: Mark for Review & Next, Clear Response, Save & Next

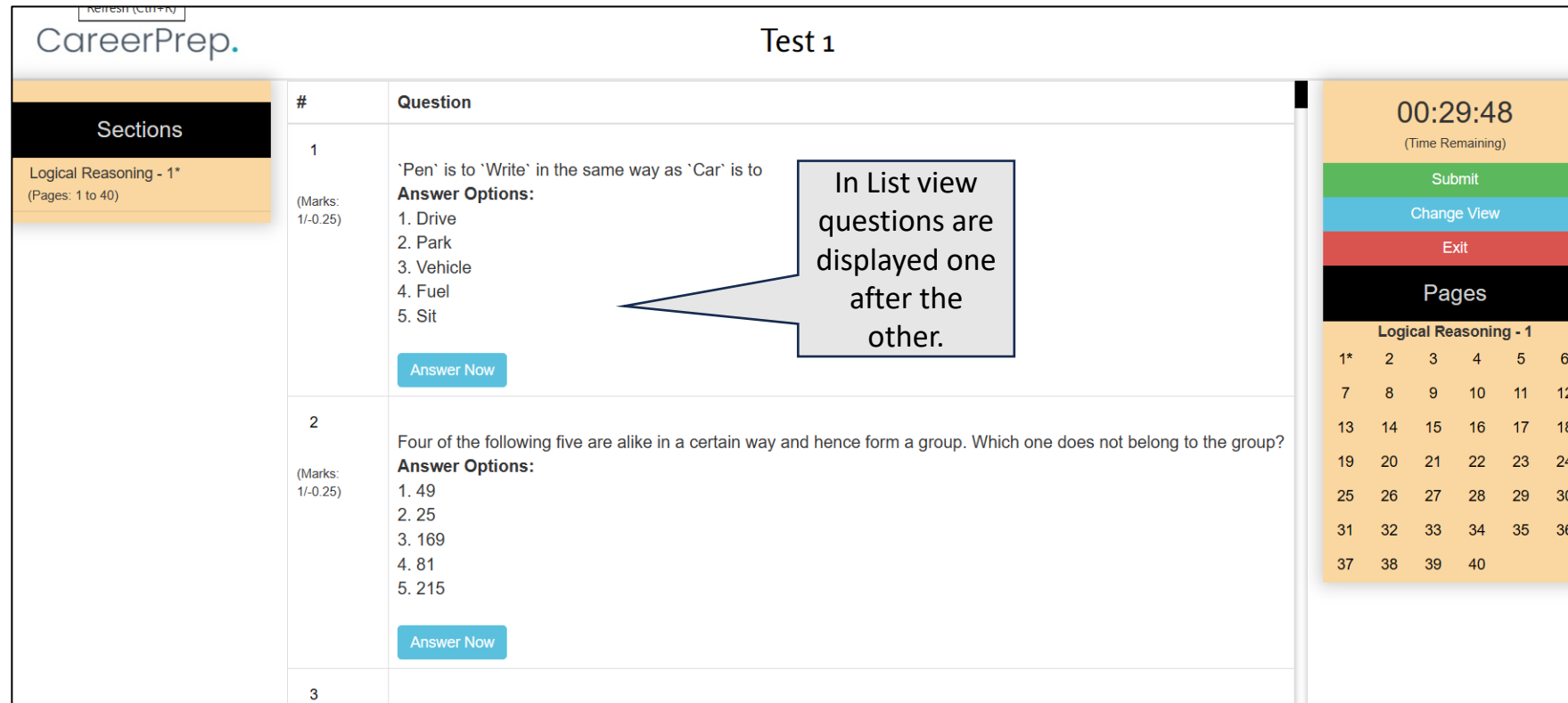
**6. Timer**: 00:29:51 (Time Remaining)

**7. Navigation**: Submit, Change View, Exit

**Pages**: Logical Reasoning - 1

1*	2	3	4	5	6
7	8	9	10	11	12
13	14	15	16	17	18
19	20	21	22	23	24
25	26	27	28	29	30
31	32	33	34	35	36
37	38	39	40		

# Mock Tests – Question Page



refresh (Ctrl+F)

CareerPrep. Test 1

Sections

Logical Reasoning - 1\*  
(Pages: 1 to 40)

#	Question
1 (Marks: 1/-0.25)	'Pen' is to 'Write' in the same way as 'Car' is to <b>Answer Options:</b> 1. Drive 2. Park 3. Vehicle 4. Fuel 5. Sit  <a href="#">Answer Now</a>
2 (Marks: 1/-0.25)	Four of the following five are alike in a certain way and hence form a group. Which one does not belong to the group? <b>Answer Options:</b> 1. 49 2. 25 3. 169 4. 81 5. 215  <a href="#">Answer Now</a>
3	

In List view questions are displayed one after the other.

00:29:48  
(Time Remaining)

[Submit](#)

[Change View](#)

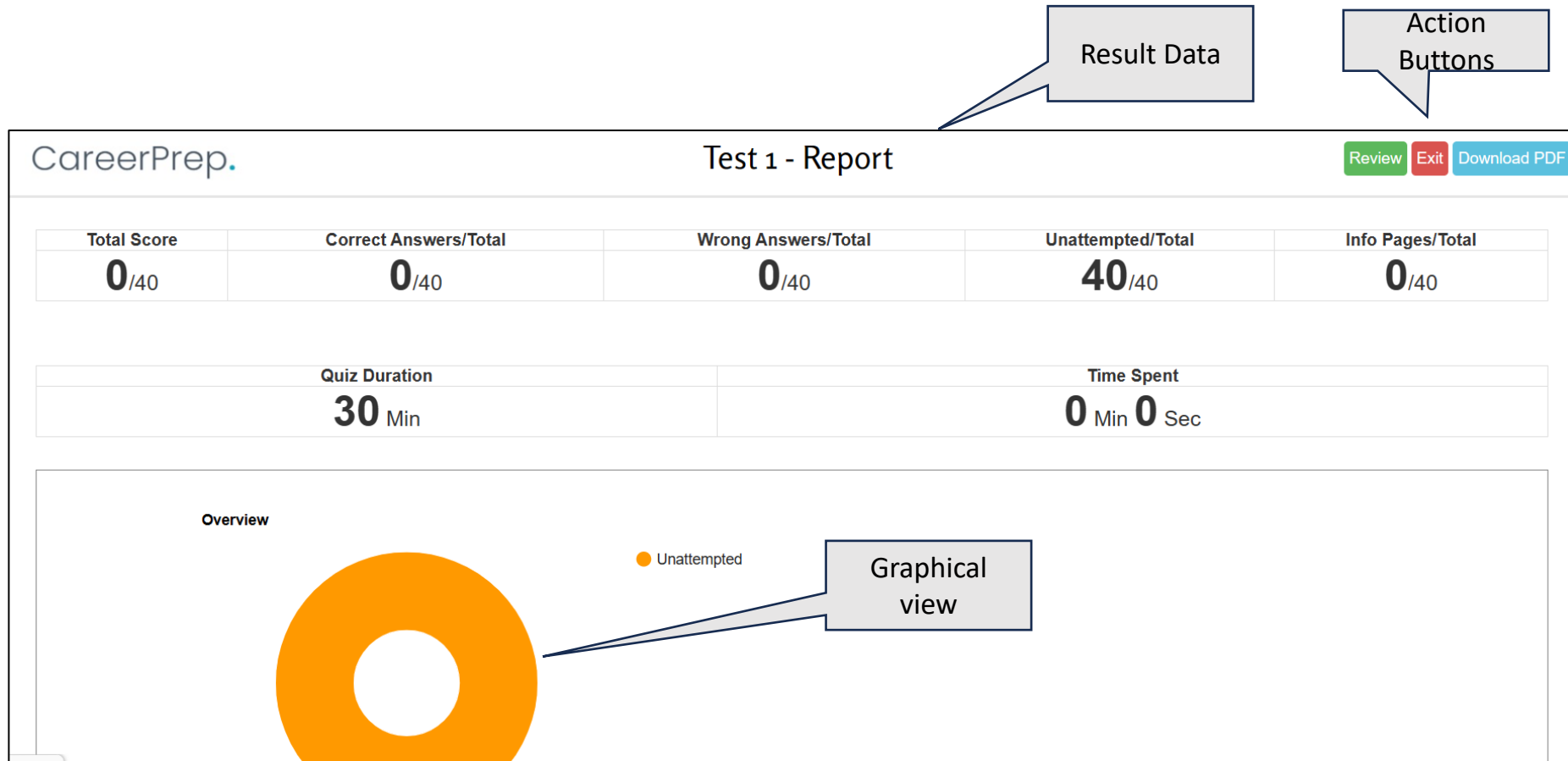
[Exit](#)

Pages

Logical Reasoning - 1

1*	2	3	4	5	6
7	8	9	10	11	12
13	14	15	16	17	18
19	20	21	22	23	24
25	26	27	28	29	30
31	32	33	34	35	36
37	38	39	40		

# Mock Test - Report Page



# Mock Test - Review Page

CareerPrep. Test 1

Page No. 1 (Total Page/s :40)

**Quiz Review**

**Sections**

Logical Reasoning - 1  
(Pages: 1 to 40)

**Response**

**Not Attempted**

**Solution**

Step	Name	Working
1	Know	Word analogy problem. A certain relationship exists between 'pen' and 'write' some relationship to be used for 'car' and the next word.
2	Plan	Pen is used for writing. Car is used for what.
3	Act	Car is used for driving.
4	Check	

**Question**  
(Correct Answer :1 Marks Wrong Answer: -0.25 Marks)

'Pen' is to 'Write' in the same way as 'Car' is to

**Answer Options:**

- 1.  Drive ✓
- 2.  Park
- 3.  Vehicle
- 4.  Fuel
- 5.  Sit

[View Report](#)

[View Report](#)

[Change View](#)

[Exit](#)

**Pages**

Logical Reasoning - 1

1*	2	3	4	5	6
7	8	9	10	11	12
13	14	15	16	17	18
19	20	21	22	23	24
25	26	27	28	29	30
31	32	33	34	35	36
37	38	39	40		

**Solution for Each Question**

# Mock Test - List

- Mock tests for Quantitative Aptitude - 20 in total (40 questions, 30 Minutes)
- Mock tests for Data Interpretation – 5 in total (40 questions, 30 Minutes)
- Mock tests for Logical Aptitude – 20 in total (40 questions, 30 Minutes)
- Mock tests for Verbal Ability – 20 in total (40 questions, 30 Minutes)
- Combined Mock tests – 5 in total (100 questions, 60 minutes)

More than 40 Hrs of Mock tests.